

SQUIRREL ACORN NUMBER SORT




GOING NUTS
ABOUT
NUMBERS!

SQUIRREL ACORN NUMBER SORT





www.littlelearninglabs.com



www.littlelearninglabs.com



www.littlelearninglabs.com



www.littlelearninglabs.com



SQUIRREL ACORN NUMBER SORT



www.littlelearninglabs.com




www.littlelearninglabs.com



www.littlelearninglabs.com




www.littlelearninglabs.com



SQUIRREL ACORN NUMBER SORT



www.littlelearninglabs.com



www.littlelearninglabs.com



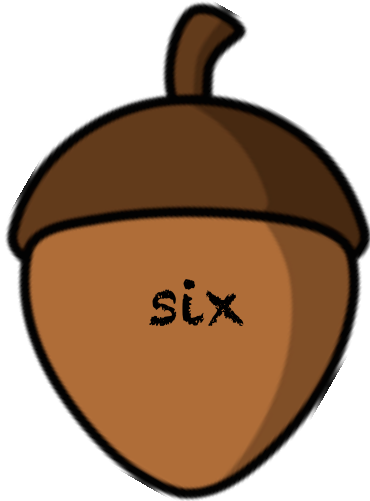

www.littlelearninglabs.com



www.littlelearninglabs.com



SQUIRREL ACORN NUMBER SORT



SQUIRREL ACORN NUMBER SORT



SQUIRREL ACORN NUMBER SORT



SQUIRREL ACORN NUMBER SORT



A cartoon illustration of a brown squirrel with a large, bushy tail, facing right. The squirrel is standing on its hind legs. The background is a solid yellow color.

www.littlelearninglabs.com

NUMBER WORDS



A cartoon illustration of a brown squirrel with a large, bushy tail, facing left. The squirrel is standing on its hind legs. The background is a solid yellow color.

www.littlelearninglabs.com

NUMERALS

SQUIRREL ACORN NUMBER SORT



www.littlelearninglabs.com

EVEN NUMBERS

This panel shows a brown squirrel with four acorns on its back, arranged in two pairs. The squirrel is facing right. The background is light yellow. The text 'EVEN NUMBERS' is written in a bold, black, sans-serif font at the bottom of the panel. A vertical watermark 'www.littlelearninglabs.com' is on the left side.



www.littlelearninglabs.com

ODD NUMBERS

This panel shows a brown squirrel with three acorns on its back, arranged in a row. The squirrel is facing left. The background is light yellow. The text 'ODD NUMBERS' is written in a bold, black, sans-serif font at the bottom of the panel. A vertical watermark 'www.littlelearninglabs.com' is on the right side.

squirrel acorn number sort

www.littlelearninglabs.com

DIRECTIONS:

Print the nuts and cut them out. Cut the nut cards along the dividing lines. Print out the squirrel sorting cards too. If you print them out on heavy paper they may last longer. Laminate if possible for better wear.

IDEAS FOR USING THE CARDS:

These are just a few suggestions for using these cards. Come up with your own ideas to get even more fun and use out of them.

- **SORTING NUTS:** Have students sort the numerals and number words into piles on the squirrel sorting cards.
- **ODD NUTS:** Have students sort the even and odd numbered nuts into piles on the squirrel sorting cards.
- **ORDERING NUTS:** Have students arrange the numbers in ascending or descending order.
- **MATCHING NUTS:** Have students simply match the numerals to their number words.