
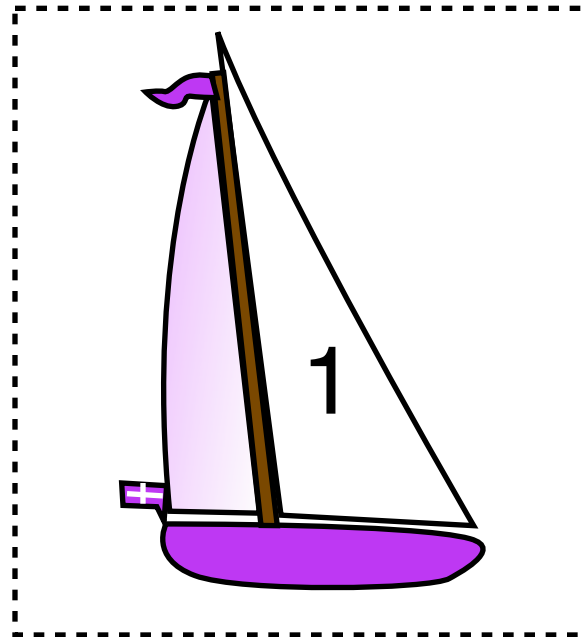



PATTERN SAILBOATS



DIRECTIONS:

Print out these boats in color of possible. Printing on heavy paper and/or laminating will increase the life of these pieces. Cut out each piece along the dotted lines. Print out multiple copies for longer patterns and more fun!

HOW TO USE:

Color Sailboats: Print out several copies. Make a repeating pattern of 2-6 colors. Have students duplicate the pattern.

Number Sailboats: Write a number on each boat. Have students arrange them in ascending or descending order. You can also do odds and evens.

Skip Counting Sailboats: Write numbers on the boats, using multiples of 2, 5, or 10. Have students arrange them in order.

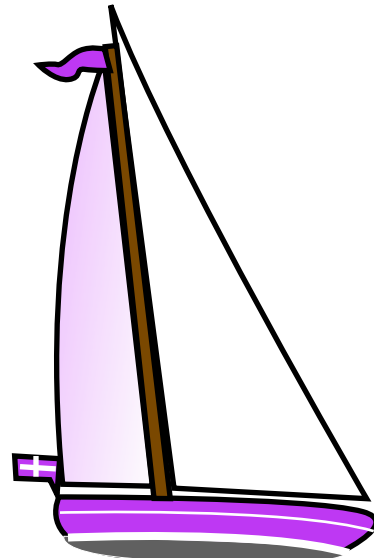
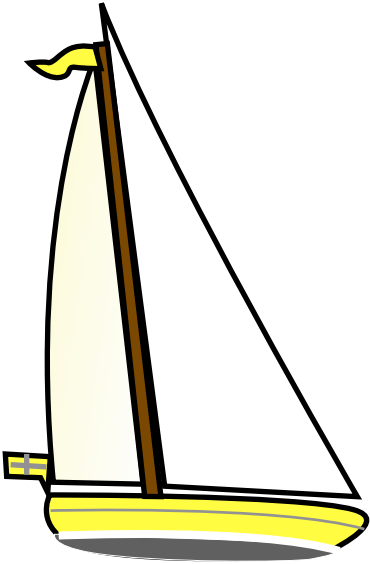
Shape Sailboats: Do a repeating pattern of geometric shapes. Draw common shapes like circles, stars, triangles, and squares on the boats. Students must arrange them in proper order.

Letter Sailboats: Have students repeat patterns like AEIOU or all the ABCs on the boats.

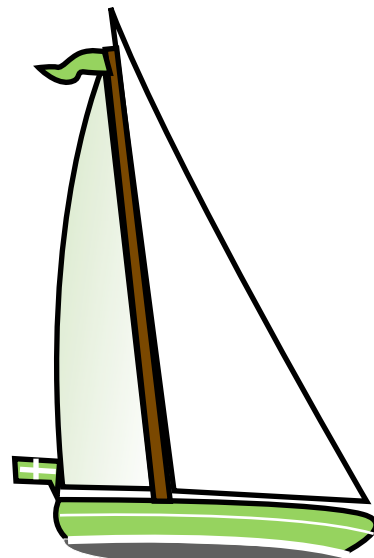
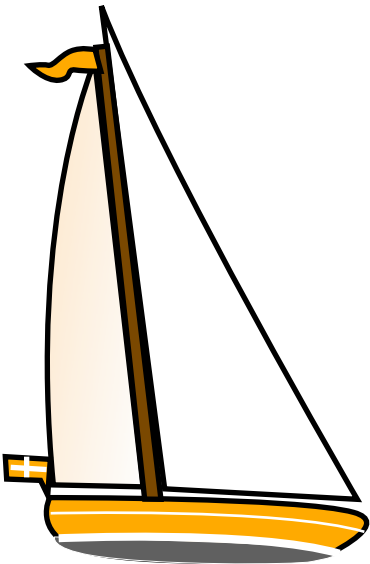

Letter Sailboats: Print out multiple copies of the letter boats and have students practice spelling with them.

Blank Sailboats: Do any of the above strategies, but arrange them in order, leaving a few blank. Students must guess or fill in what they think belongs in the blanks to properly finish the pattern boats.

PATTERN SAILBOATS




www.littlelearninglabs.com





www.littlelearninglabs.com

www.littlelearninglabs.com



PATTERN SAILBOATS



www.littlelearninglabs.com