






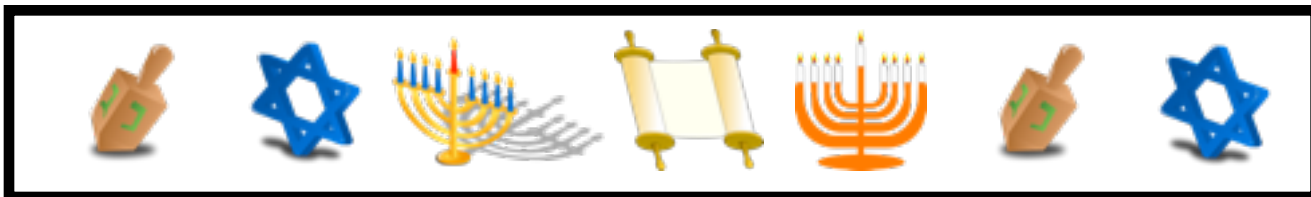
OPERATIONS CARDS FOR JEWISH HOLIDAYS


 www.littlelearninglabs.com

 www.littlelearninglabs.com


$+$	$+$	$+$
$-$	$-$	$-$
$=$	$=$	$=$
<input type="text"/>		<input type="text"/>
<input type="text"/>		<input type="text"/>

answer
blanks

OPERATIONS CARDS FOR JEWISH HOLIDAYS



Operations Cards for Jewish Holidays

www.littlelearninglabs.com

DIRECTIONS:

Print pages 1 and 2. Cut out the pieces on the dotted lines. If you print them out on heavy paper they may last longer. Laminate if possible for better wear.

IDEAS FOR USING THE CARDS:

These are just a few suggestions for using these cards. Come up with your own ideas to get even more fun and use out of them.

- **ADDITION:** Arrange the cards to make true statements, like 3 symbols + 2 symbols = 5 symbols.
- **SUBTRACTION:** Arrange the cards to make true statements, like 4 symbols - 2 symbols = 2 symbols.
- **BLANKS:** Arrange the cards but leave a blank answer or a blank in the problem. Use one of the grey blank answer squares. Students must figure out which number is missing to make a true equation. You can do this for addition or subtraction.