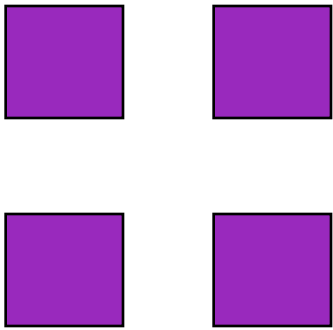

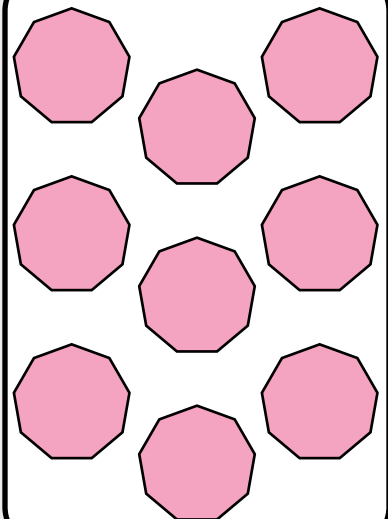
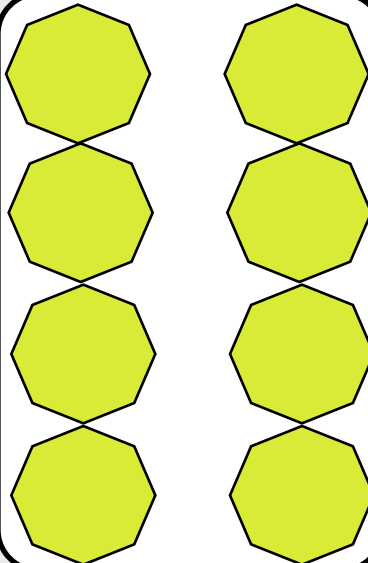
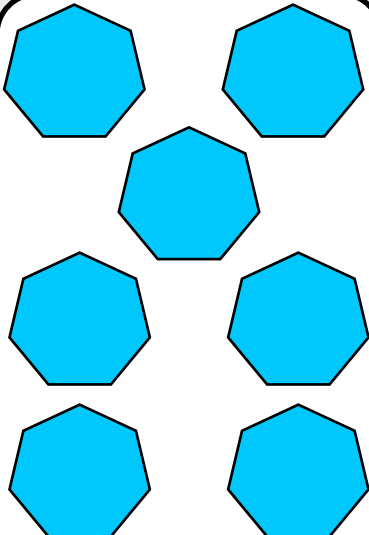

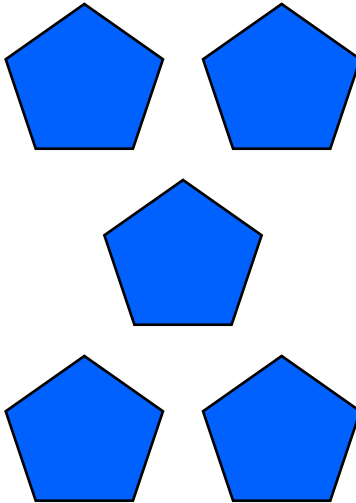



www.littlelearninglabs.com


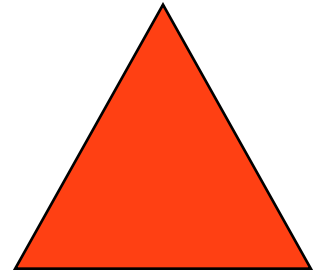



www.littlelearninglabs.com

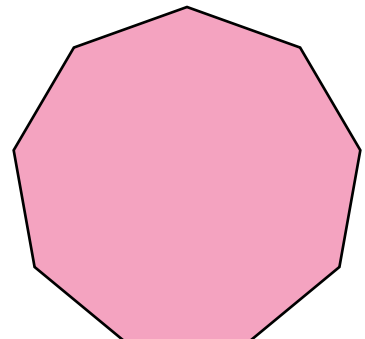
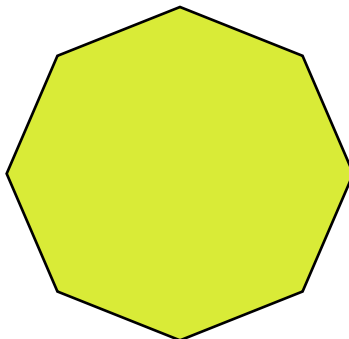
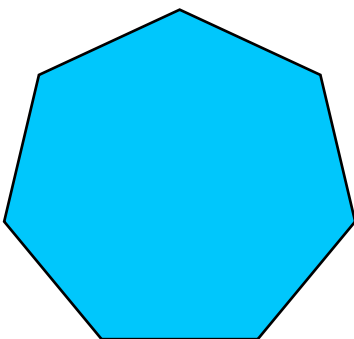

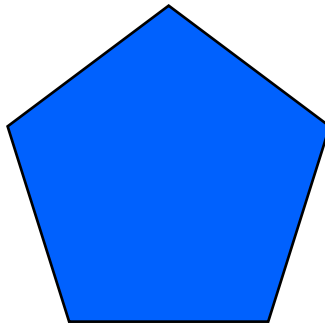





www.littlelearninglabs.com

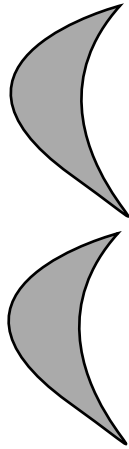


www.littlelearninglabs.com






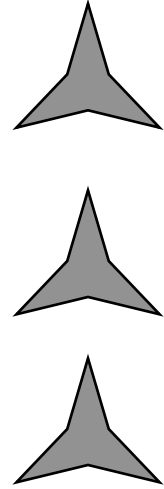




www.littlelearninglabs.com



www.littlelearninglabs.com



one

www.littlelearninglabs.com

two

three

four

five

six

seven

eight

nine

www.littlelearninglabs.com

1

www.littlelearninglabs.com

2

3

4

5

6

7

8

9

www.littlelearninglabs.com

number matching cards 1-9

www.littlelearninglabs.com

DIRECTIONS:

Print out a copy of each page, omitting one of the color shapes pages or the monochrome stars if you want.

If you print them out on heavy paper they may last longer. Laminate if possible for better wear.

Here are the types of cards included:

- Number Words Cards
- Numeral Cards
- Colored Shapes Cards (1 shape per number. Amount of sides on shapes also match the number)
- Polygons Cards (only 1 shape per card, but amount of lines on the shape match the number)
- Monochrome Cards (number of points on the stars match the number, as do the amount of shapes).

IDEAS FOR USING THE CARDS:

These are just a few suggestions for using these cards. Come up with your own ideas to get even more fun and use out of them.

- **MATCHING:** Practice matching the number word cards to the numeral cards to the shape cards. You can omit one category for easier matching.
- **MEMORY:** Using only two pages of the cards, flip cards over and practice matching one form of the number to another.
- **SPEED MATCH:** Flip up a card. Whichever student identifies it first wins the card. Whoever has the most wins.