


# THE MONSTER GOBBLERS



**EAT Healthy & Unhealthy!**

# I want to eat...



[www.littlelearninglabs.com](http://www.littlelearninglabs.com)

*Place topic card here for sorting...*


# I want to eat...



[www.littlelearninglabs.com](http://www.littlelearninglabs.com)

*Place topic card here for sorting...*

# I want to eat...



[www.littlelearninglabs.com](http://www.littlelearninglabs.com)

*Place topic card here for sorting...*


# I want to eat...



[www.littlelearninglabs.com](http://www.littlelearninglabs.com)

*Place topic card here for sorting...*

# I want to eat...



[www.littlelearninglabs.com](http://www.littlelearninglabs.com)

*Place topic card here for sorting...*

## Sort Healthy & Unhealthy

Foods that are healthy.

[www.littlelearninglabs.com](http://www.littlelearninglabs.com)

Foods that are unhealthy.

[www.littlelearninglabs.com](http://www.littlelearninglabs.com)

### DIRECTIONS:

Cut out these 2 category cards. Put them beneath the monsters on the sorting pages. Then cut out the object cards. Draw pictures or paste pictures on the object cards. Sort them.

MONSTER GOBBLERS - SCIENCE

candy

veggies

hamburgers

soda

fruits

rice

milk

cookies

cake



# MONSTER GOBBLERS - SCIENCE
