










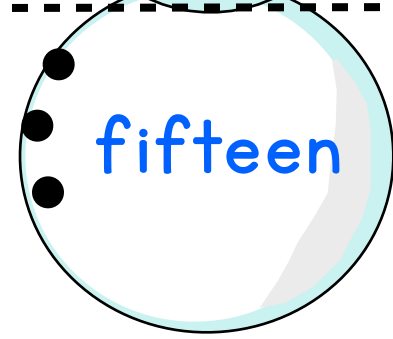
# WINTER MATCHING SNOWMEN






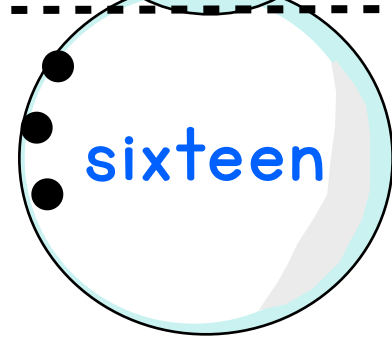


# WINTER MATCHING SNOWMEN



# WINTER MATCHING SNOWMEN

 <p>13</p>	 <p>14</p>	 <p>15</p>
 <p>thirteen</p>	 <p>fourteen</p>	 <p>fifteen</p>

www.littlelearninglabs.com

 <p>16</p>	 <p>17</p>	 <p>18</p>
 <p>sixteen</p>	 <p>seventeen</p>	 <p>eighteen</p>

www.littlelearninglabs.com

# WINTER MATCHING SNOWMEN

Three snowman cards are shown, each with a head and a body. The top row contains the numbers 19, 20, and 21. The bottom row contains the words 'nineteen', 'twenty', and 'twenty-one'. Each snowman has an orange carrot nose, two black eyes, and several black dots for buttons and a smile. The cards are separated by vertical dashed lines, and the entire set is enclosed in a larger dashed border. A vertical watermark 'www.littlelearninglabs.com' is visible between the first and second snowmen.

19	20	21
nineteen	twenty	twenty-one

Three snowman cards are shown, each with a head and a body. The top row contains the numbers 22, 23, and 24. The bottom row contains the words 'twenty-two', 'twenty-three', and 'twenty-four'. Each snowman has an orange carrot nose, two black eyes, and several black dots for buttons and a smile. The cards are separated by vertical dashed lines, and the entire set is enclosed in a larger dashed border. A vertical watermark 'www.littlelearninglabs.com' is visible between the first and second snowmen.

22	23	24
twenty-two	twenty-three	twenty-four

# number matching snowmen

[www.littlelearninglabs.com](http://www.littlelearninglabs.com)

## DIRECTIONS:

Print the snowmen and cut them out. Cut the snowmen along the dotted lines. Then match them. If you print them out on heavy paper they may last longer. Laminate if possible for better wear.

## IDEAS FOR USING THE CARDS:

These are just a few suggestions for using these cards. Come up with your own ideas to get even more fun and use out of them.

- **NUMBER SNOWMEN:** Have students match the snowmen and then line them up in numerical order.
- **MATCHING SNOWMEN:** Have students simply match word forms to numerals.