

FALL MEMORY GAME

	 <p>www.littlelearninglabs.com</p>
	 <p>www.littlelearninglabs.com</p>
	 <p>www.littlelearninglabs.com</p>

	 <p>www.littlelearninglabs.com</p>
	 <p>www.littlelearninglabs.com</p>
	 <p>www.littlelearninglabs.com</p>

FALL MEMORY GAME



www.littlelearninglabs.com



www.littlelearninglabs.com



www.littlelearninglabs.com



www.littlelearninglabs.com















www.littlelearninglabs.com



www.littlelearninglabs.com

FALL MEMORY GAME

	 <p>www.littlelearninglabs.com</p>
	 <p>www.littlelearninglabs.com</p>
	 <p>www.littlelearninglabs.com</p>

	 <p>www.littlelearninglabs.com</p>
	 <p>www.littlelearninglabs.com</p>
	 <p>www.littlelearninglabs.com</p>

FALL MEMORY GAME



www.littlelearninglabs.com



www.littlelearninglabs.com



www.littlelearninglabs.com



www.littlelearninglabs.com



www.littlelearninglabs.com



www.littlelearninglabs.com

Fall Matching Memory Game

www.littlelearninglabs.com

DIRECTIONS:

Print the pages, in color if possible. Cut on the dotted lines. Fold on the solid middle lines. Put glue or tape on the backs. This will give you a 2-sided card with a seasonal back and a picture front.

HOW TO PLAY:

Put all the cards with the seasonal backs facing up. Arrange them however you want, but a grid is suggested. Players take turns flipping over 2 cards at a time. If they get a matching pair, they get to keep them. It is a good idea to have students say the words as they flip them, too.

OPTIONAL RULES:

- **Flip Three:** Players flip over 3 cards at a time. If they get a matching pair, they get to keep it. Otherwise, flip them back over. This is an easier way to play for younger kids.
- **Flip One:** Players flip over 1 card at a time, but you don't flip them back over. If your flip exposes the 2nd part of a matching pair, keep it. This tends to be faster, as you don't have to keep trying again and again. It still makes students look for matches though.
- **Repeat Turn:** If you get a matching pair, you get to go again.