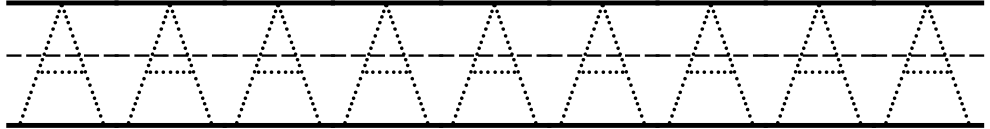


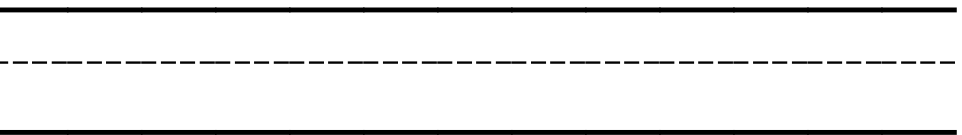
Letter Writing Practice

DIRECTIONS: Trace the letters first. Then try writing them yourself on the blank lines.

A



a

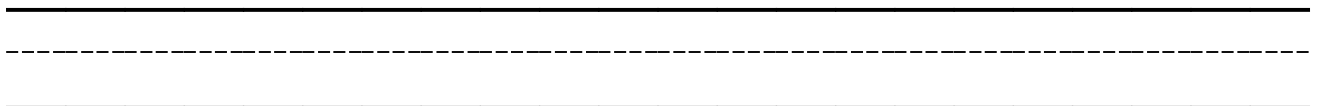


Sentence Writing Practice

DIRECTIONS: Trace the sentences first. Then try writing it yourself on the blank line.

Amy saw angry ants.

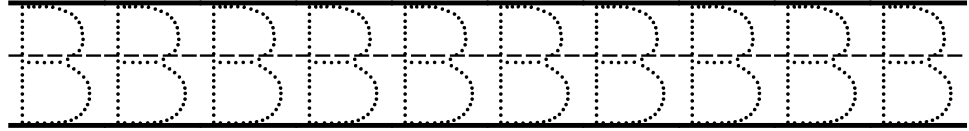
Amy saw angry ants.



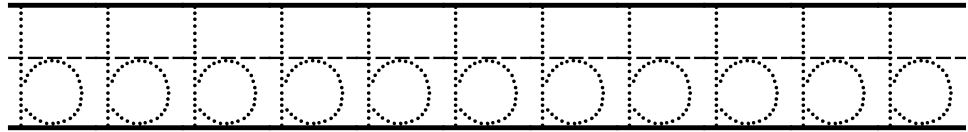
Letter Writing Practice

DIRECTIONS: Trace the letters first. Then try writing them yourself on the blank lines.

B



b



Sentence Writing Practice

DIRECTIONS: Trace the sentences first. Then try writing it yourself on the blank line.

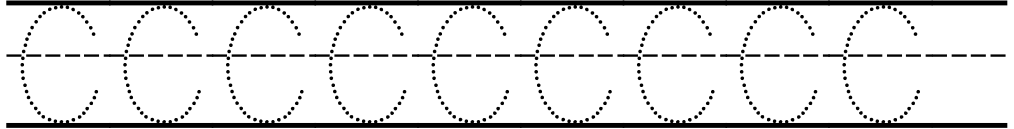
Betty baked bread.

Betty baked bread.

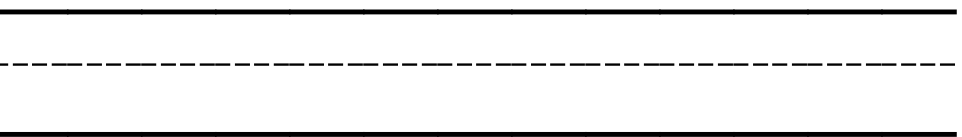
Letter Writing Practice

DIRECTIONS: Trace the letters first. Then try writing them yourself on the blank lines.

C



c

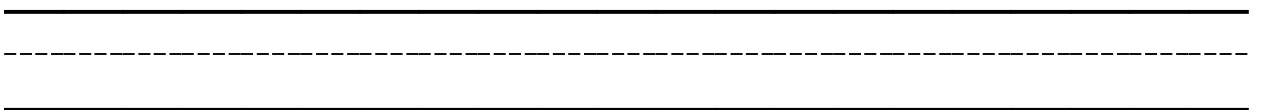


Sentence Writing Practice

DIRECTIONS: Trace the sentences first. Then try writing it yourself on the blank line.

Carl called Carly.

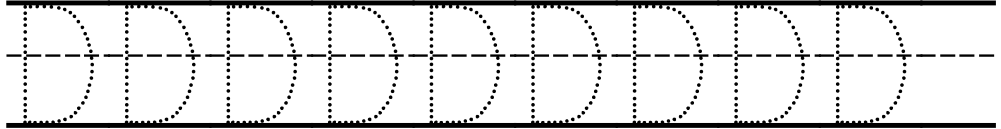
Carl called Carly.



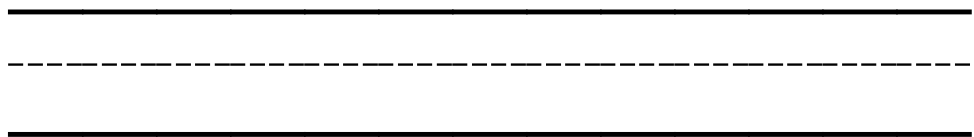
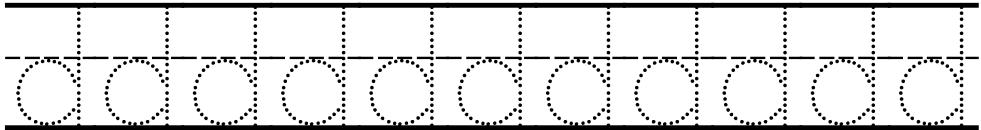
Letter Writing Practice

DIRECTIONS: Trace the letters first. Then try writing them yourself on the blank lines.

D



d



Sentence Writing Practice

DIRECTIONS: Trace the sentences first. Then try writing it yourself on the blank line.

Dan digs dirt.

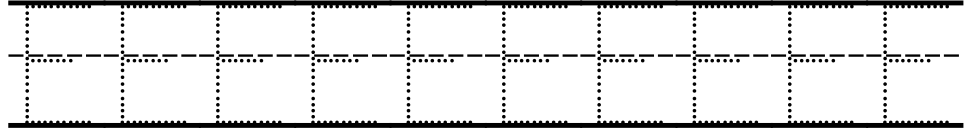
Dan digs dirt.



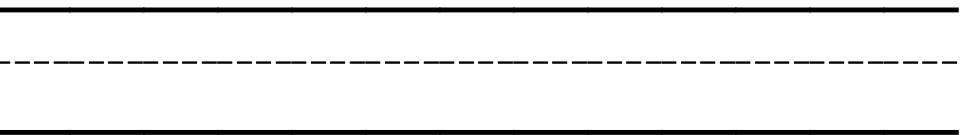
Letter Writing Practice

DIRECTIONS: Trace the letters first. Then try writing them yourself on the blank lines.

E



e

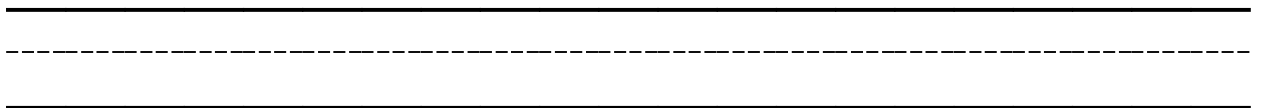


Sentence Writing Practice

DIRECTIONS: Trace the sentences first. Then try writing it yourself on the blank line.

Eric eats eggs.

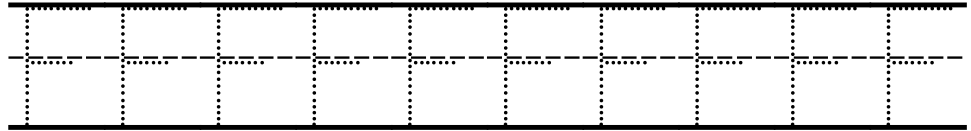
Eric eats eggs.



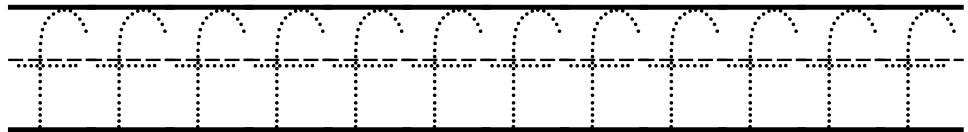
Letter Writing Practice

DIRECTIONS: Trace the letters first. Then try writing them yourself on the blank lines.

F



f

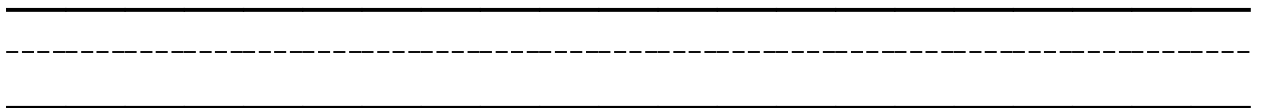


Sentence Writing Practice

DIRECTIONS: Trace the sentences first. Then try writing it yourself on the blank line.

Fran fetches figs.

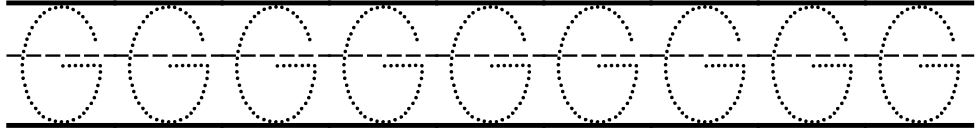
Fran fetches figs.



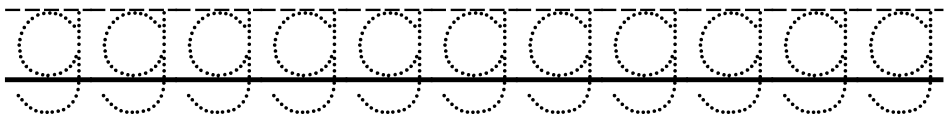
Letter Writing Practice

DIRECTIONS: Trace the letters first. Then try writing them yourself on the blank lines.

G



g



Sentence Writing Practice

DIRECTIONS: Trace the sentences first. Then try writing it yourself on the blank line.

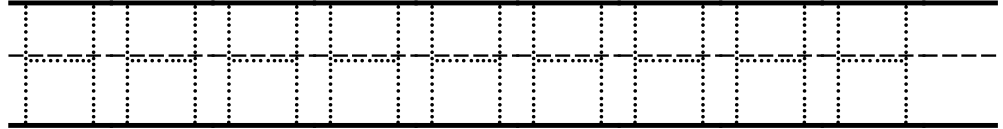
Gary gives gifts.

Gary gives gifts.

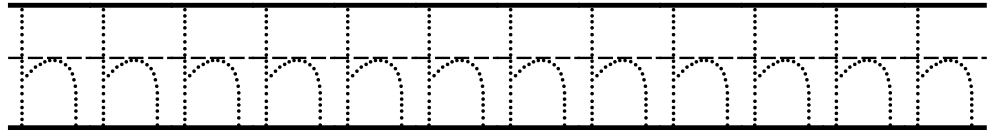
Letter Writing Practice

DIRECTIONS: Trace the letters first. Then try writing them yourself on the blank lines.

H



h

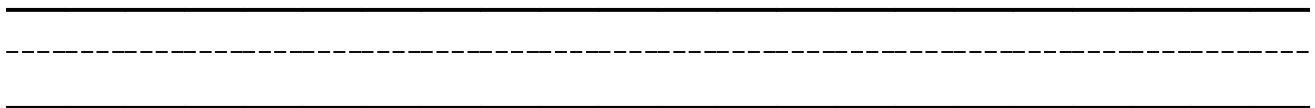


Sentence Writing Practice

DIRECTIONS: Trace the sentences first. Then try writing it yourself on the blank line.

Harry has hiccups.

Harry has hiccups.

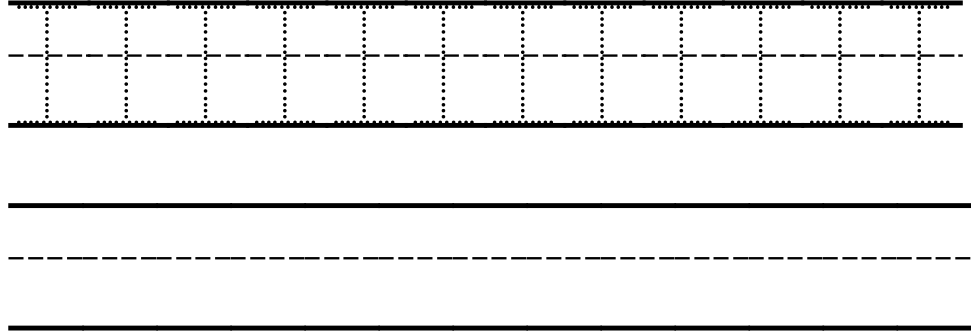


Letter Writing Practice

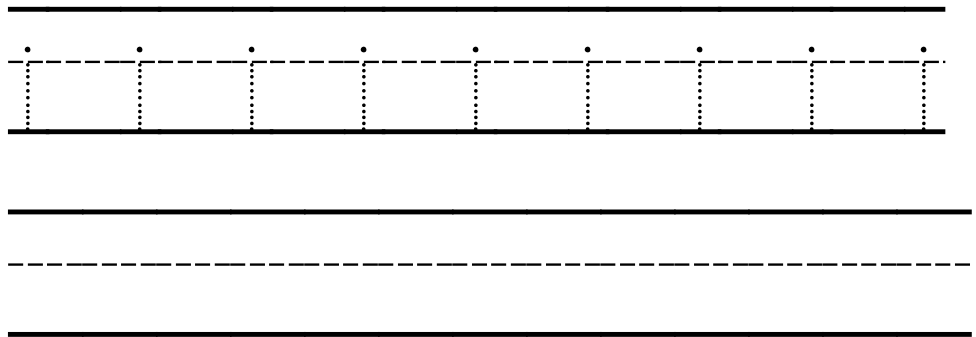
DIRECTIONS: Trace the letters first. Then try writing them yourself on the blank lines.



I



i

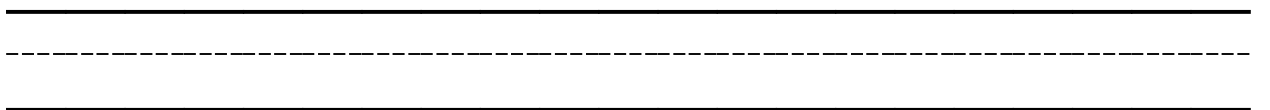


Sentence Writing Practice

DIRECTIONS: Trace the sentences first. Then try writing it yourself on the blank line.

Ida ignores Ivan.

Ida ignores Ivan.



Letter Writing Practice

DIRECTIONS: Trace the letters first. Then try writing them yourself on the blank lines.

J

J J J J J J J J

J

j j j j j j j j

Sentence Writing Practice

DIRECTIONS: Trace the sentences first. Then try writing it yourself on the blank line.

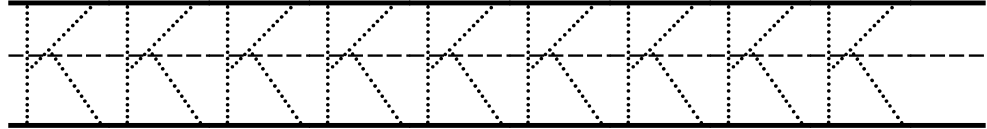
Jake jumps with Jon.

Jake jumps with Jon.

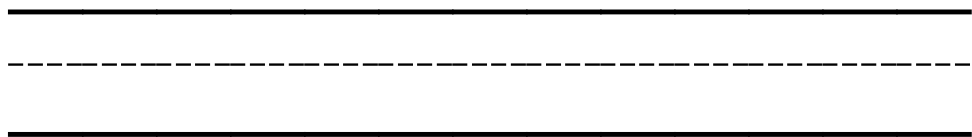
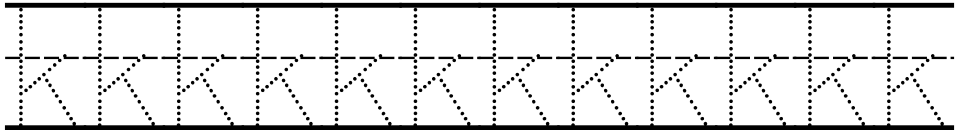
Letter Writing Practice

DIRECTIONS: Trace the letters first. Then try writing them yourself on the blank lines.

K



k

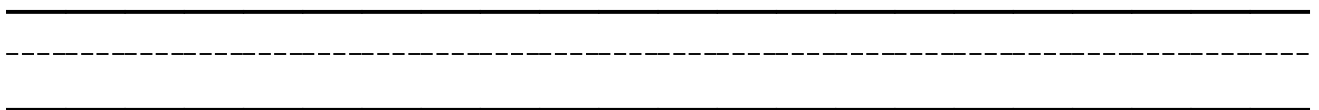


Sentence Writing Practice

DIRECTIONS: Trace the sentences first. Then try writing it yourself on the blank line.

Kate kissed a kitten.

Kate kissed a kitten.




Letter Writing Practice

DIRECTIONS: Trace the letters first. Then try writing them yourself on the blank lines.



Tracing practice for the letter 'L'. The first row shows a dotted 'L' on a set of three horizontal lines (top, middle-dashed, bottom) with vertical dashed lines for spacing. Below this are two blank rows of the same three-line structure for independent practice.



Tracing practice for the letter 'I'. The first row shows a dotted 'I' on a set of three horizontal lines (top, middle-dashed, bottom) with vertical dashed lines for spacing. Below this are two blank rows of the same three-line structure for independent practice.

Sentence Writing Practice

DIRECTIONS: Trace the sentences first. Then try writing it yourself on the blank line.

Larry laughs loudly.

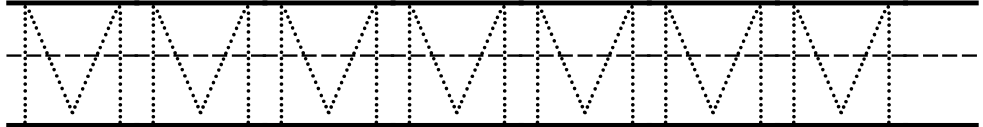
Larry laughs loudly.

Blank writing lines for independent practice, consisting of a solid top line, a dashed middle line, and a solid bottom line.

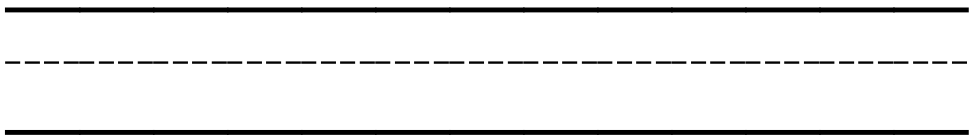
Letter Writing Practice

DIRECTIONS: Trace the letters first. Then try writing them yourself on the blank lines.

M



m

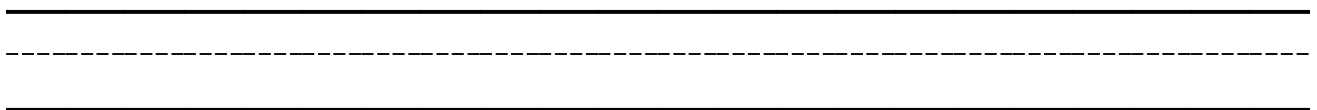


Sentence Writing Practice

DIRECTIONS: Trace the sentences first. Then try writing it yourself on the blank line.

Mom makes muffins.

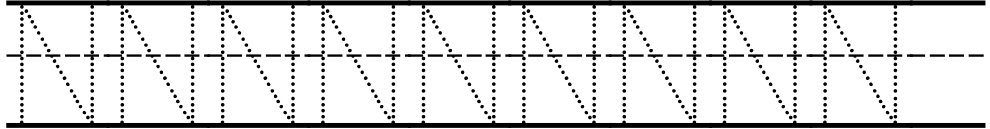
Mom makes muffins.



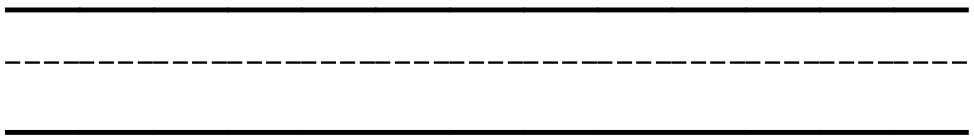
Letter Writing Practice

DIRECTIONS: Trace the letters first. Then try writing them yourself on the blank lines.

N



n

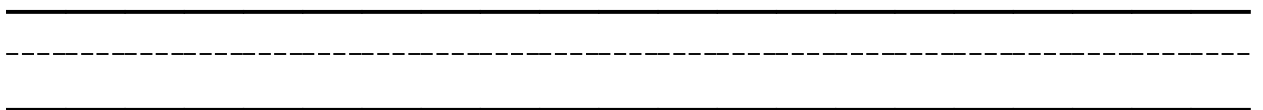


Sentence Writing Practice

DIRECTIONS: Trace the sentences first. Then try writing it yourself on the blank line.

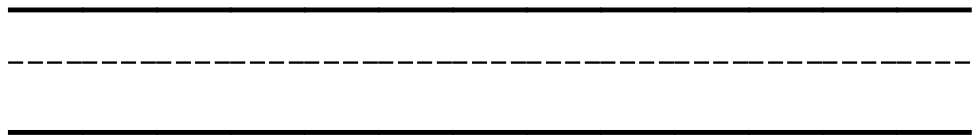
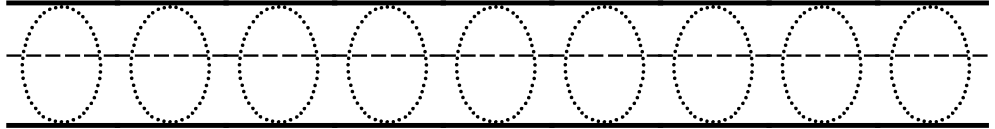
Noah needs napkins.

Noah needs napkins.



Letter Writing Practice

DIRECTIONS: Trace the letters first. Then try writing them yourself on the blank lines.

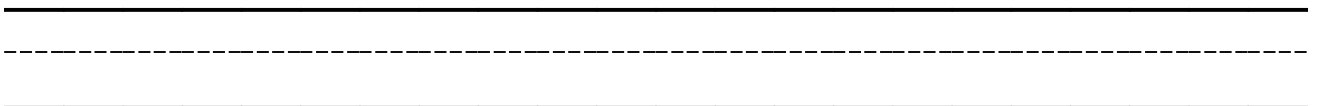


Sentence Writing Practice

DIRECTIONS: Trace the sentences first. Then try writing it yourself on the blank line.

Oscar opens oranges.

Oscar opens oranges.



Letter Writing Practice

DIRECTIONS: Trace the letters first. Then try writing them yourself on the blank lines.

P

P P P P P P P P P P P P P P P P

p

p p p p p p p p p p p p p p p p

Sentence Writing Practice

DIRECTIONS: Trace the sentences first. Then try writing it yourself on the blank line.

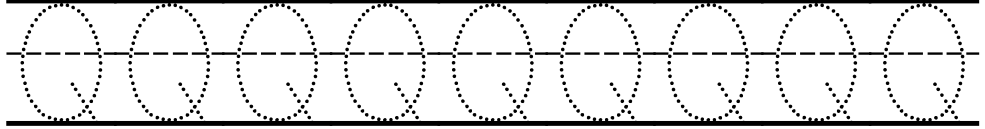
Pam pets puppies.

Pam pets puppies.

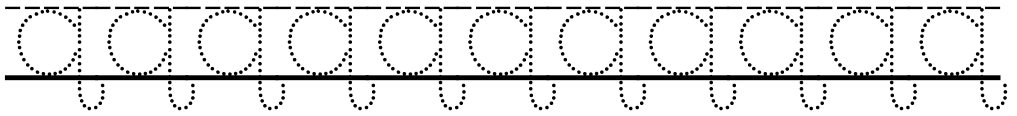
Letter Writing Practice

DIRECTIONS: Trace the letters first. Then try writing them yourself on the blank lines.

Q



q



Sentence Writing Practice

DIRECTIONS: Trace the sentences first. Then try writing it yourself on the blank line.

Quincy quilts quietly.

Quincy quilts quietly.

Letter Writing Practice

DIRECTIONS: Trace the letters first. Then try writing them yourself on the blank lines.

R

RRRRRRRRRRRRRRRRRR

r

rrrrrrrrrrrrrrrrrrrr

Sentence Writing Practice

DIRECTIONS: Trace the sentences first. Then try writing it yourself on the blank line.

Rose raises reptiles.

Rose raises reptiles.

Letter Writing Practice

DIRECTIONS: Trace the letters first. Then try writing them yourself on the blank lines.

S

S S S S S S S S S S S S S S S S

s

s s s s s s s s s s s s s s s s

Sentence Writing Practice


DIRECTIONS: Trace the sentences first. Then try writing it yourself on the blank line.

Sara sells seashells.

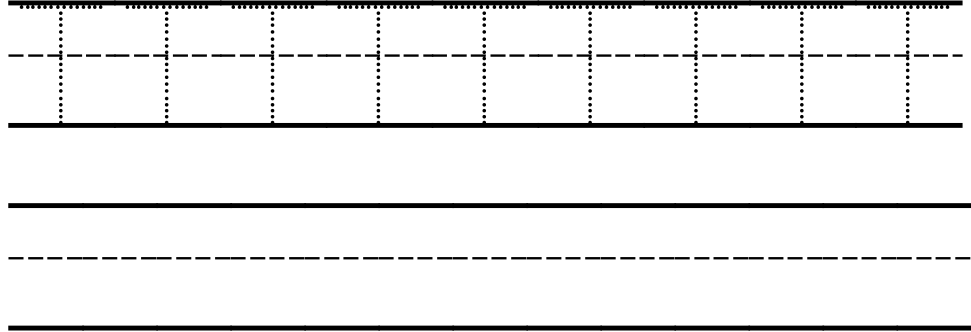
Sara sells seashells.

Letter Writing Practice

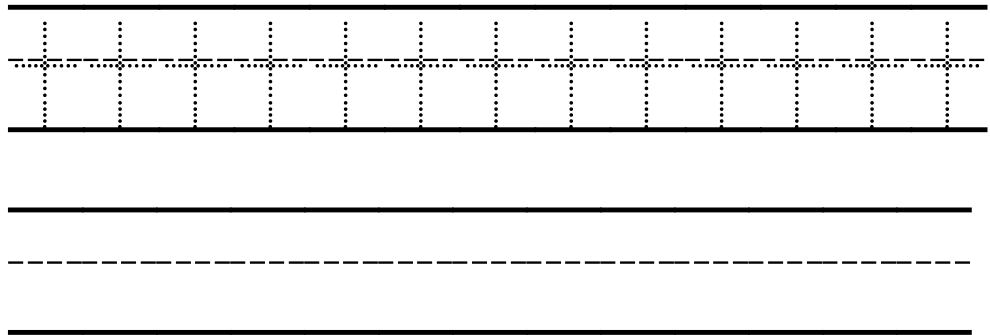
DIRECTIONS: Trace the letters first. Then try writing them yourself on the blank lines.



T



t

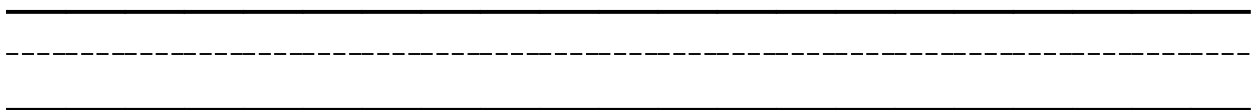


Sentence Writing Practice

DIRECTIONS: Trace the sentences first. Then try writing it yourself on the blank line.

Tim takes tests.

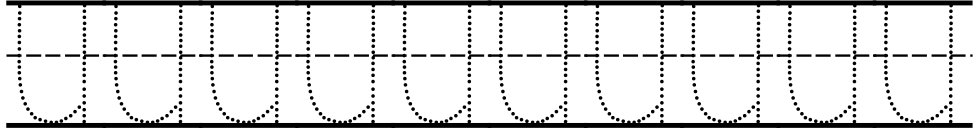
Tim takes tests.



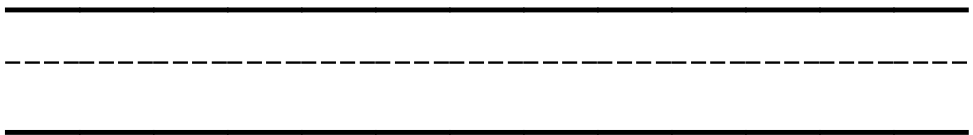
Letter Writing Practice

DIRECTIONS: Trace the letters first. Then try writing them yourself on the blank lines.

u



u

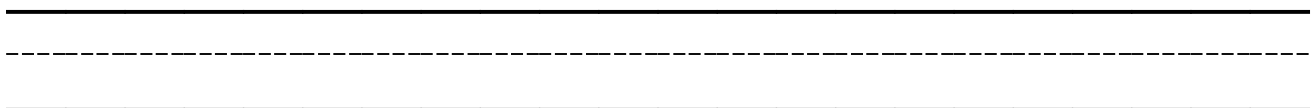


Sentence Writing Practice

DIRECTIONS: Trace the sentences first. Then try writing it yourself on the blank line.

Uma understands us.

Uma understands us.

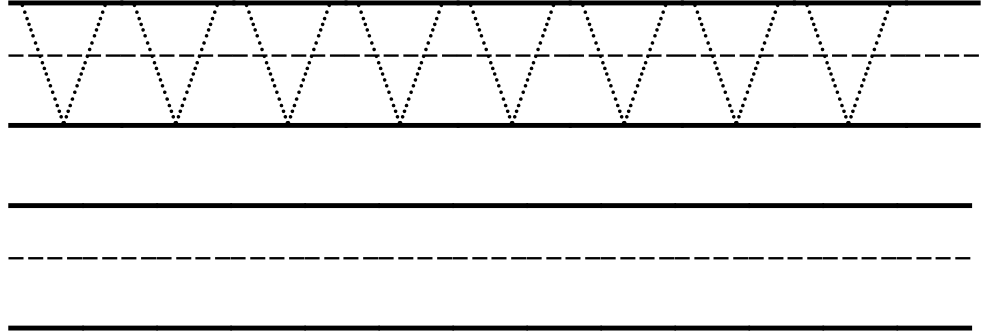


Letter Writing Practice

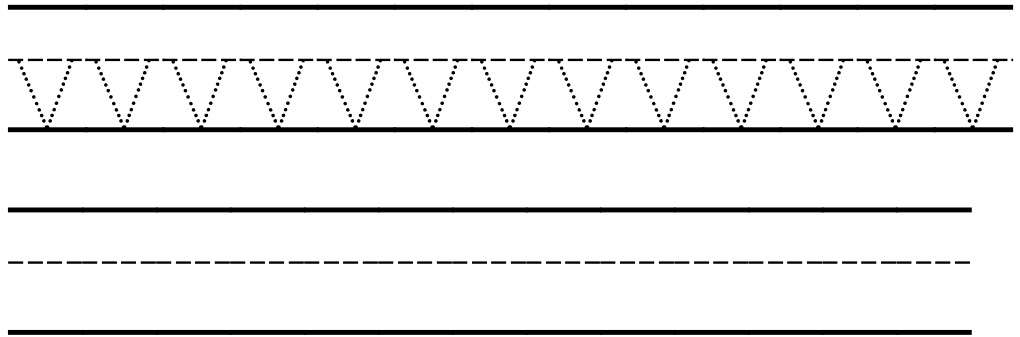
DIRECTIONS: Trace the letters first. Then try writing them yourself on the blank lines.



V



v

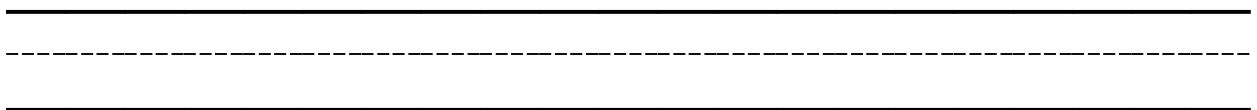


Sentence Writing Practice

DIRECTIONS: Trace the sentences first. Then try writing it yourself on the blank line.

Vince drives a van.

Vince drives a van.

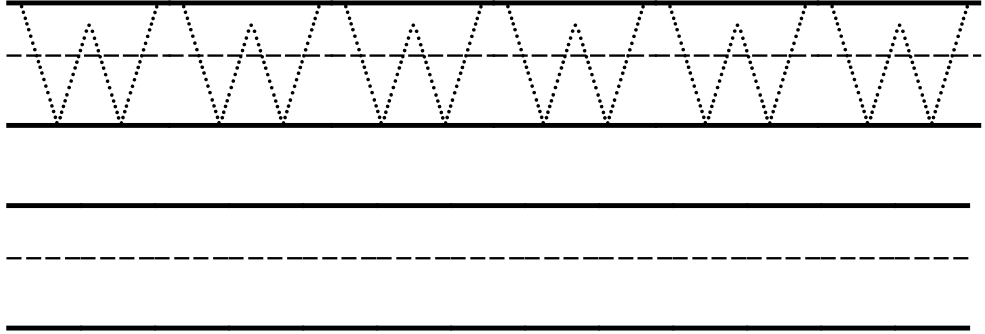


Letter Writing Practice

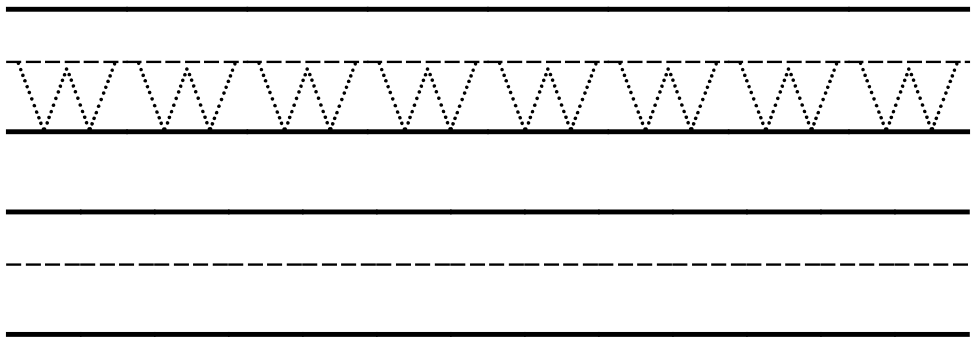
DIRECTIONS: Trace the letters first. Then try writing them yourself on the blank lines.



W



w

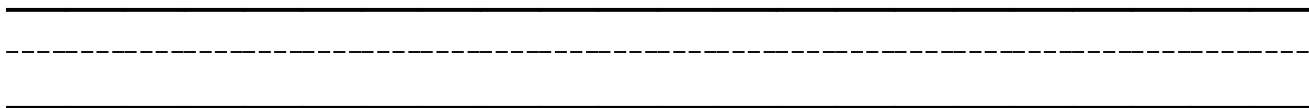


Sentence Writing Practice

DIRECTIONS: Trace the sentences first. Then try writing it yourself on the blank line.

Wendy wakes Wayne.

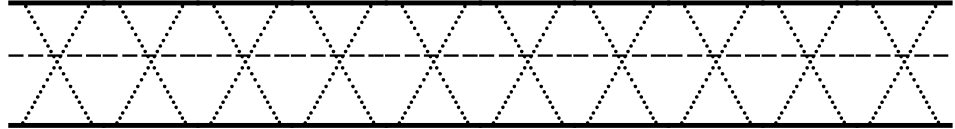
Wendy wakes Wayne.



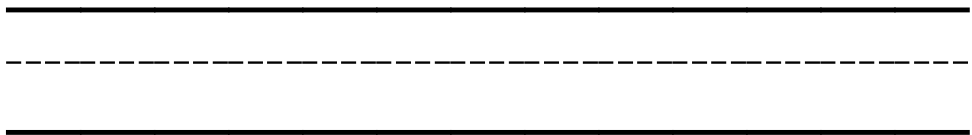
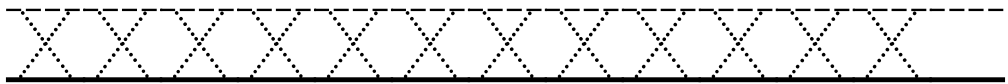
Letter Writing Practice

DIRECTIONS: Trace the letters first. Then try writing them yourself on the blank lines.

X



x

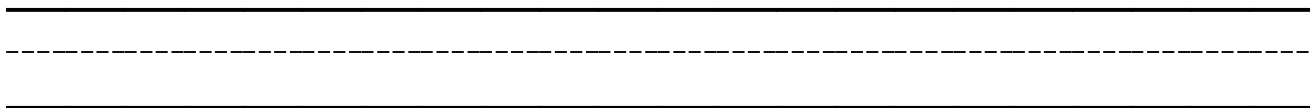


Sentence Writing Practice

DIRECTIONS: Trace the sentences first. Then try writing it yourself on the blank line.

Xavier takes x-rays.

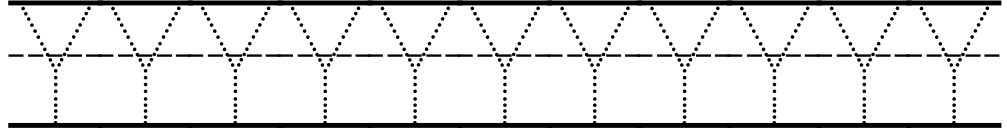
Xavier takes x-rays.



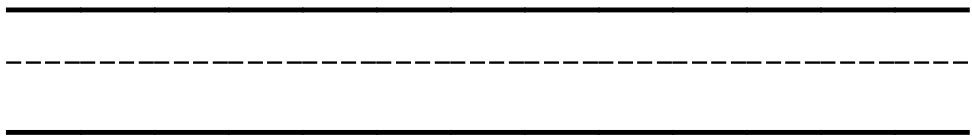
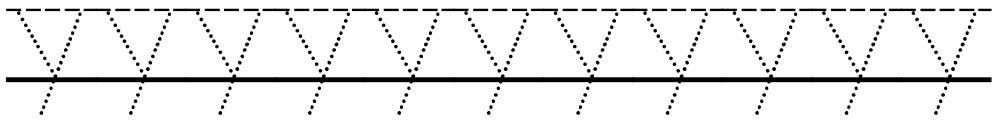
Letter Writing Practice

DIRECTIONS: Trace the letters first. Then try writing them yourself on the blank lines.

Y



y

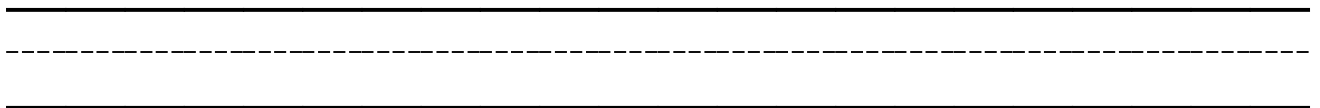


Sentence Writing Practice

DIRECTIONS: Trace the sentences first. Then try writing it yourself on the blank line.

Yan ate yummy yams.

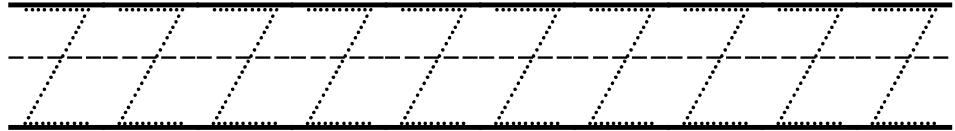
Yan ate yummy yams.



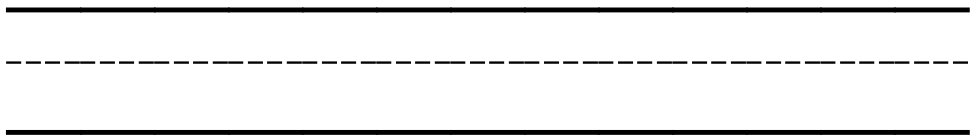
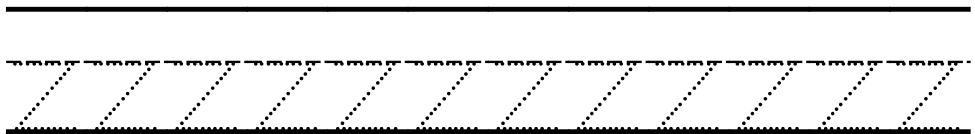
Letter Writing Practice

DIRECTIONS: Trace the letters first. Then try writing them yourself on the blank lines.

Z



z



Sentence Writing Practice

DIRECTIONS: Trace the sentences first. Then try writing it yourself on the blank line.

Zane plays a zither.

Zane plays a zither.

