




PRACTICE YOUR COLORS !




www.littlelearninglabs.com




Yellow




Brown




Black




Green




Red




Blue




White



Pink




Orange




Purple


Practice coloring in each circle with a crayon, marker, or colored pencil the same color as the word below the circle.




PRACTICE YOUR COLORS !




www.littlelearninglabs.com




yellow




brown




black




green




red




blue




white



pink




orange




purple


Trace the letters below the circles. Then color each circle with the color that is written in the box below it.




PRACTICE YOUR COLORS !




www.littlelearninglabs.com




Yellow




Brown




Black




Green




Red




Blue




White













Pink




Orange




Purple




Practice coloring in each circle with a crayon, marker, or colored pencil the same color as the word below the circle.
Use the bottom circles and boxes to practice writing the names of colors and more coloring.




PRACTICE YOUR COLORS !




www.littlelearninglabs.com




Yellow




Brown




Black




Green




Red




Blue




White




Pink




Orange




Purple




Gray




Sky blue



peach




violet




teal





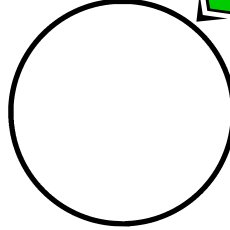










Practice coloring in each circle with a crayon, marker, or colored pencil the same color as the word below the circle.



PRACTICE YOUR COLORS !

www.littlelearninglabs.com



				
<input type="text"/>	<input type="text"/>	<input type="text"/>	<input type="text"/>	<input type="text"/>
				
<input type="text"/>	<input type="text"/>	<input type="text"/>	<input type="text"/>	<input type="text"/>
				
<input type="text"/>	<input type="text"/>	<input type="text"/>	<input type="text"/>	<input type="text"/>

Color in the circles any color you want. Then write the names of the colors in the boxes below the circles.

DIRECTIONS:

Practice coloring in the different circles. When there is a blank name box beneath the color circle, you can practice writing different color words.

ACTIVITIES:

Practice coloring and drawing other shapes.
Practice sorting colors into similar groups.