

ALPHABET BANNERS


Alphabet

Banners


ALPHABET BANNERS

Aa

Bb



www.littlelearninglabs.com




www.littlelearninglabs.com


ALPHABET BANNERS

Cc

Dd



www.littlelearninglabs.com




www.littlelearninglabs.com


ALPHABET BANNERS

Ee

Ff



www.littlelearninglabs.com




www.littlelearninglabs.com


ALPHABET BANNERS

Gg

Hh



www.littlelearninglabs.com




www.littlelearninglabs.com


ALPHABET BANNERS

Ii

Jj



www.littlelearninglabs.com





www.littlelearninglabs.com

ALPHABET BANNERS

Kk


Ll




ALPHABET BANNERS

Mm

Nn



www.littlelearninglabs.com




www.littlelearninglabs.com


ALPHABET BANNERS

O o

P p



www.littlelearninglabs.com





www.littlelearninglabs.com

ALPHABET BANNERS

Q q

R r




www.littlelearninglabs.com

www.littlelearninglabs.com


ALPHABET BANNERS

Ss

Tt



www.littlelearninglabs.com




www.littlelearninglabs.com


ALPHABET BANNERS

U u

V v




www.littlelearninglabs.com




www.littlelearninglabs.com

ALPHABET BANNERS



www.littlelearninglabs.com





www.littlelearninglabs.com

ALPHABET BANNERS

Yy

Zz



Simple Print Alphabet Banners

www.littlelearninglabs.com

DIRECTIONS:

Print out each page in color if possible. You can trim the header and footer if you want to. Have students illustrate a particular word for each letter in the boxes below the letters. Attach pages side to side to make a long banner over 12 foot long! You can also do them in page formats to make a booklet.

IDEAS FOR USING THE CALENDARS:

These are just a few suggestions for using these calendars. Come up with your own ideas to get even more fun and use out of them.

- **ANIMAL ALPHABETS:** Have students illustrate animal ABC's.
- **FOOD ALPHABETS:** Have students illustrate fruits, veggies, and other food ABC's.
- **PERSONAL ALPHABETS:** Have students illustrate their ABC's with words they like and objects that mean something to them.