


SQUIRREL ACORN SORT




GOING NUTS
ABOUT
SORTING!


SQUIRREL ACORN SORT



SQUIRREL ACORN SORT



SQUIRREL ACORN SORT



SQUIRREL ACORN SORT



www.littlelearninglabs.com

SORT BY:



www.littlelearninglabs.com

SORT BY:

squirrel acorn sort

www.littlelearninglabs.com

DIRECTIONS:

Print the nuts and cut them out. Cut the nut cards along the dividing lines. Print out the squirrel sorting cards too. If you print them out on heavy paper they may last longer. Laminate if possible for better wear.

IDEAS FOR USING THE CARDS:

These are just a few suggestions for using these cards. Come up with your own ideas to get even more fun and use out of them.

- **MATH NUTS:** Have students sort basic addition or subtraction problems by their answers.
- **ALPHABET NUTS:** Have students sort letters by cases.
- **SYNONYM NUTS:** Have students sort similar meaning words into piles.